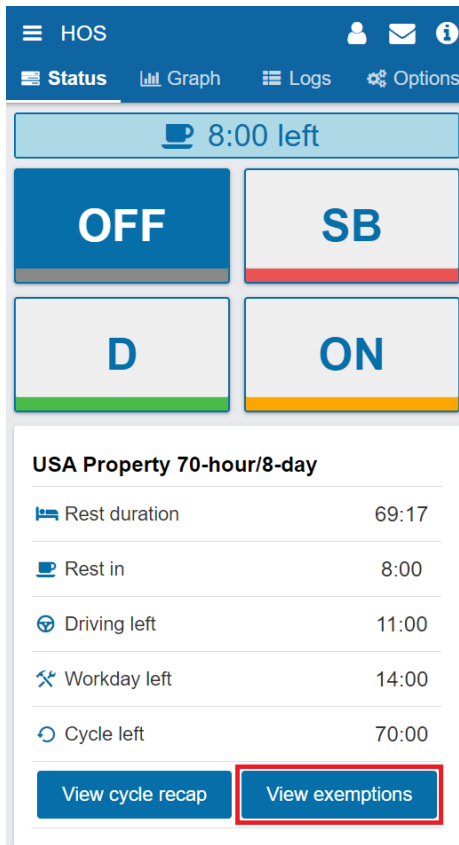


Transflo Telematics – How to Use Personal Conveyance

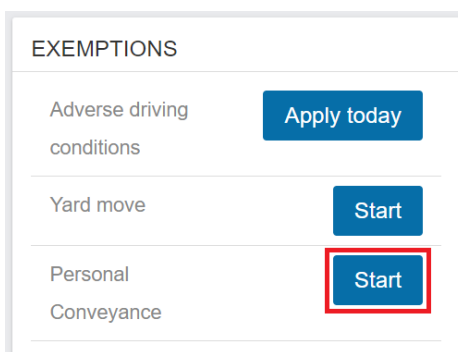
To start and stop Personal Conveyance, follow the steps below.

Note: Please make sure to always start your engine before you start Personal Conveyance.

1. From the Dashboard, select HOS, then select the **Status** tab.
2. On the Status tab, select **View exemptions** toward the bottom of the screen.



3. In the Exemptions section, select the **Start** button next to Personal Conveyance; make sure your engine is running prior to selecting Start.



Transflo Telematics – How to Use Personal Conveyance

- You will be prompted to enter an annotation. When finished, select **Apply**.


Apply exemption today


Are you sure you want to apply the personal conveyance exemption?

Please note that ignition cycling your vehicle will take you out of Personal Conveyance automatically. The app will ask you to continue Personal Conveyance at ignition on.

You must enter an annotation:

- While you have the Personal Conveyance exemption applied, the duty status buttons are grayed out, and a message at the top of the screen will show that you are under the Personal Conveyance exemption.

 You are currently under the personal conveyance exemption.

 8:00 left

OFF	SB
D	ON

- To stop the use of Personal Conveyance, go back to **View exemptions** on the Status tab and select the **Stop** button next to Personal Conveyance.

Personal Conveyance

Note: Please make sure to always start your engine before you start Personal Conveyance.